



# Why Brosix?

# Table of content

<b>Why Brosix? .....</b>	<b>3</b>
<b>Administration and control .....</b>	<b>3</b>
Manage Users and Groups .....	4
Account Changes Controls.....	4
Chat Apps Control.....	5
Features Control .....	5
Chat Rooms Control .....	6
Chat Rooms for Groups .....	6
Multiple Administrators for your Team .....	6
Full Control of Data Storage .....	7
Brand your applications.....	7
<b>Integrations .....</b>	<b>8</b>
Live chat .....	8
Notifications API .....	8
<b>Security .....</b>	<b>9</b>
<b>The Brosix Desktop Application .....</b>	<b>10</b>
P2P File Transfer .....	10
The Benefits of P2P File Transfer are: .....	10
Real-time communication .....	11
Teamwork and productivity.....	11
<b>Brosix Mobile Applications .....</b>	<b>12</b>
<b>Brosix Web Application .....</b>	<b>12</b>
<b>Conclusion .....</b>	<b>13</b>

# Why Brosix?

---

Brosix is a powerful and easy-to-use instant messaging platform designed with team communication in mind.

Companies and workers increasingly rely on social technology, but they are not fully maximizing its potential, including messaging and virtual collaboration, something that Brosix has expertise in.

Connecting with others via instant messaging (IM) is fast, efficient, and more cost effective than other communication options. Brosix is known for being one of the top enterprise instant messaging applications, thanks to its dedication to security and rich feature list.

Last but not least, with an affordable flat monthly fee based on the number of users in your network, you'll always have a clear idea of your instant messaging expense. Best yet, there are no "add-on" costs.

## Administration and control

Full control of a company's internal communication and adapting each bit of it to your team's specific needs are crucial for every business' success. Brosix makes managing user accounts easy and user friendly. The Web Control Panel is organized in four main sections for your convenience - Settings, Users, Downloads and Licenses. This ensures that you effectively manage your team network and create a customized experience for your users.



## Manage Users and Groups

The Team Manager can easily adapt users' contact lists for more efficient and productive internal communication. They choose who communicates with whom. This feature also gives you an option to organize your users into groups that reflect your company's organization. For example, you can create a group for your New York team, another group for your London team, another group for your Sales team etc. Then you can automatically populate your user's contact lists with these options, saving you time whenever you have a new employee or move users from one group to another:

- Any-to-Any for the entire IM Network - means all users can freely communicate with all other users.
- One-to-Any for a group - allows a specific user from one department to communicate with all users in another department without them officially being added to that group.
- One-to-Any for the entire IM network - allows certain users to communicate with all users on your entire network. This function is great for IT support roles and other positions that require open communication across your entire organization.



## Account Changes Control

There are many control options for Account Changes on your Instant Messaging Network. You can choose whether users are able to self-create accounts through Brosix applications or enable this option only for the Network Administrator. You can also edit each account's contact lists, add or remove new contacts in the groups, control profile modification, change passwords or grant users the ability to determine their own settings.



# Chat Apps Control

## Desktop Apps

This setting allows you to enable / disable login on the Brosix desktop app from users' computers. You can enable / disable login for all or specific users.

## Mobile Apps

This setting allows you to enable / disable login on the Brosix mobile app from users' mobile devices. You can enable / disable login for all or specific users.

## Web Apps

This setting allows you to enable / disable login on the Brosix Web app which is available on a wide range of platforms. You can enable / disable login for all or specific users.

## Multiple Logins

This setting allows you to enable login from multiple devices at once, with users able to communicate via each login session. You can enable login for all or specific users. For example, you may allow users to be simultaneously connected via their desktop computer, their laptop and mobile phone. When someone sends a message, it will be received on all connected devices.



## Features Control

Brosix gives you the freedom to customize your team network. The team manager can enable/disable all communication features on Brosix Enterprise directly from the Web Control Panel, including Text chat, File transfer, Voice chat, Video chat, etc. For example, they can enable only Text Chat and File Transfers, and disable all other features. And this control can be applied to all users, or only to a selected set of user accounts.

## Chat Rooms Control

Brosix Chat Rooms Control puts all of the Chat Room management functions in one convenient place.

Through the Web Control Panel you can:

- Create and shut down chat rooms
- Add and remove users from chat rooms
- Set the chat room type “Open Room”, where users can add and remove themselves, and “Lock Room”, where users cannot leave the room or add others.



## Chat Rooms for Groups

Using Chat Rooms to increase your team’s collaboration and communication is one of the key features of your Brosix Private Team Network. Chat Rooms for Groups helps you keep your department, city, country or any other type of groups updated and ready to collaborate. Brosix allows you to easily create an individual chat room for each group of users on your team. With the Chat Rooms for Groups feature, you can easily ensure that a group has a dedicated chat room and that members are automatically added / removed upon joining / leaving the group. This removes the need to actively administer these chat rooms, saving you time.

## Multiple Administrators for your Team

The Multiple Administrators feature allows you to spread administrative permissions to more than one user in order to help with more efficient network management. Setting user permissions, controlling features, and setting contact lists and groups are just a few of the features that can help make your team’s communication more efficient.



## Full Control of Data Storage

Saving user activity history is a key feature on Brosix. Whether it's login and logout information, users' chat history, or information on who is using which features, Brosix gives you the tools to easily keep track of user activity. You also have the flexibility to determine how long this history is stored on Brosix servers.


Your Brosix network automatically stores your user activity history (text chats, file transfers, voice calls, etc.) on Brosix servers. By default these records are stored for 12 months, after which they are deleted. However, with the User Activity History Expiration Feature, you have the ability to set a different time limit depending on your needs.



## Brand your applications

Branding matters. A business' brand is one of the central elements of its entire business model. With Brosix you can easily create a branded private network experience with the Custom Logo Feature. This feature allows you to customize your team network to reflect your company's brand.


On the Brosix web control panel, your team network administrator can upload your company logo so that it's displayed on the Brosix desktop, mobile and web applications. It is also displayed on other Brosix services where your brand should appear to your users. By displaying your company logo on your team network you provide a user experience tailored to your company's unique image.



# Integrations

## Live chat

Brosix offers an easy-to-setup customizable live chat for websites that ensures smooth communication between a company and its (potential) customers. You can easily install Brosix Live Chat widget on your website and allow your website visitors to communicate with your help-desk team. Your help-desk team receives the website visitor's messages in their Brosix apps on all platforms - desktop computers, laptops and mobile devices. This gives you an integrated platform that allows instant communication between your website visitors and your help-desk team and between your help-desk team and the rest of your company. You can easily assign responsibility for Live Chat communications to any set of users from your team.



## Notifications API

With Notifications API you can integrate the Brosix platform with any compatible service and automatically receive notifications in the convenience of your Team Network. You manage the applications and services, which you integrate the Brosix platform with. You decide which notifications and messages your team members receive.

Brosix is available on automation software tools Zapier and Intergately. This allows you to receive notifications from 3,000+ different tools across your preferred devices and platforms.

For example, you can configure your online shopping card to automatically send a message through Brosix to your Sales team, so they know of new orders and prepare product delivery promptly.





# Security

If security is your number one concern, then Brosix is the best choice for you. Through a high level of admin control and smart use of security features, we've made Brosix as safe as possible for professional as well as private communication. Some data is more sensitive than others. As part of its multi-layered security approach, Brosix allows you to set specific security settings for user data on your network. This flexible approach provides an extra layer of protection for selected user data.

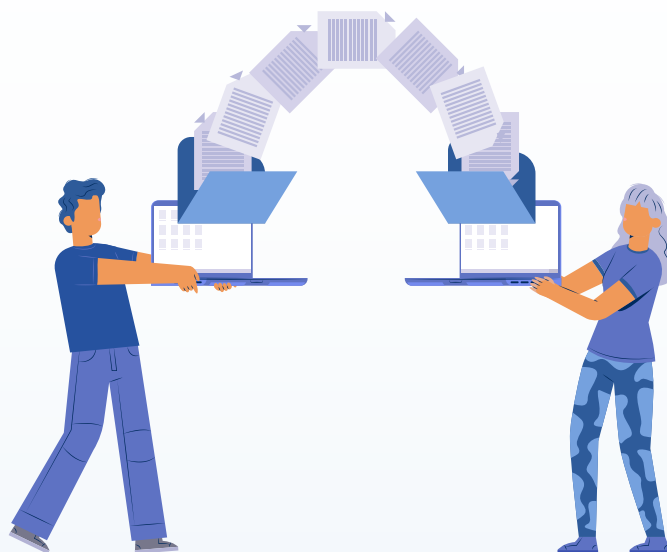
- Brosix allows you to create a closed, private, and end-to-end encrypted IM network.
- The administrator has full control over who can and cannot use the platform.
- Brosix never stores user data on its servers unless explicitly requested.
- Brosix helps you to easily integrate your preferred antivirus software into your Brosix app for a holistic cybersecurity approach.
- If subject to HIPAA, HITECH, SAS-70, SSAE 18 or any other security regulation you can easily meet these requirements.



# The Brosix Desktop Application

## P2P File Transfer

Peer-to-Peer file transfer is the process of sending digital data from one device (such as a computer) to another. One of Brosix's main features is providing highly secure P2P file transfers that can be completed in an instant.



### The Benefits of P2P File Transfer are:


- **Speed.** There is nothing better than the ability to transfer files of all sizes in a fast and efficient manner. With P2P file transfer, that is exactly what you get. Even the largest files can be transferred within a matter of seconds. Best yet, this is all done in real time, allowing you to complete the task and move on efficiently.
- **Safe and secure.** One of the biggest problems with email transfer is the lack of safety and security. This is never a problem with Brosix's P2P file transfer. Every received file is scanned for viruses. Additionally, all data is secured with encryption.
- **No limit on file size.** There are times when you need to transfer large files. This is not always possible with email or cloud transfer services, but P2P file transfer never holds you back. Brosix does not have any limitations in regards to data volume and total transfer.

Brosix ensures our users' data is always sent directly without being transferred through any middle points. This way, the risk of an user's data being stolen while in transit is completely eliminated.

## Real-time communication

Brosix provides you with an efficient and secure communication environment and high level of features. The “backbone” of instant messaging is the ability to send and receive text-based messages. However, Brosix goes well beyond this. Examples are:

- **Chat Rooms** - to hold a quick cross-team conversation, or to facilitate a short-term project with colleagues in different locations.
- **Voice Chat** - voice calls are a great way to stay connected with your team.
- **Video Chat** - you can organize One-on-One Video Meeting with everybody from your private team network.
- **Broadcast Message** - allows you to send a message to a large group of users at once, all of which are handpicked from your contact list.



## Teamwork and productivity

Keeping the team connected can improve overall productivity. Without effective communication, information doesn't flow and processes break down. With rich, real-time messaging and collaboration capabilities and robust administrative control options, Brosix organizes your communication and collaboration in a way that best suits your business.

- **Screen Sharing** - allows colleagues to easily share and view each other's screens.
- **Screenshots** - the Brosix screenshot feature lets you share an image from your desktop in a matter of seconds, a vast improvement from alternative approaches.
- **Whiteboard** - provides colleagues with a virtual collaboration space where they can compile their thoughts and ideas. The visualization tools can help spark creativity and boost team collaboration.
- **Chat History** - Chat transcripts are stored locally for later review. You can search by date or a specific keyword.



# Brosix Mobile Applications

You can use Brosix on a wide range of devices - iPhones, iPads, Android phones and tablets. Sending files, pictures, voice and video messages, geo-locations - all of these enable effective and easy connection even on the go. The mobile apps come with a full range of features that allow you to securely communicate and collaborate with your team from anywhere.



# Brosix Web Application

Brosix Web application runs in a web browser and does not require any installation or download. This makes the program quite handy if you want to communicate with coworkers from a public computer. Along with the convenience, Brosix Web Client leaves no personal information or traces of activity behind. It uses the same high level security and encryption as other Brosix applications.



## Conclusion

If your team looks to improve performance, then Brosix is here for you! Providing quick and secure communication between people, with flexible control options for managers, and extended collaboration features. As an additional benefit, your team will be able to communicate from different locations and still feel like they are all in one office. And more, your data is fully protected while in transit, so you can focus on your business operations.

Connecting with others via instant messaging (IM) is fast, efficient, and less expensive than other communication options. You can easily verify who is available online, to eliminate downtime and improve efficiency. This alone makes an instant messenger an ideal business tool. With Brosix your team is just a click away!

